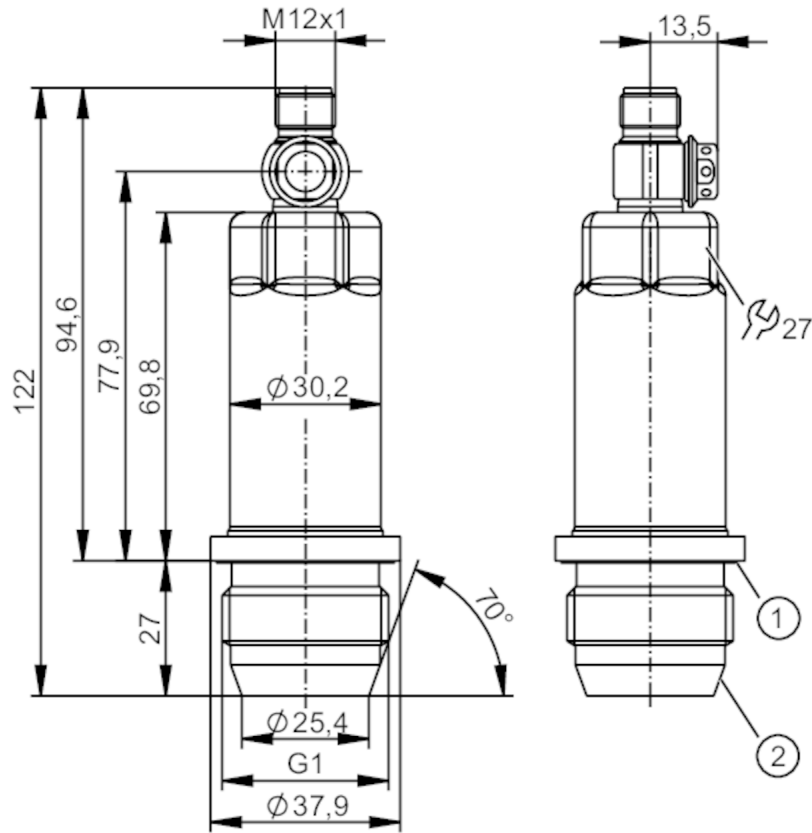


PM1606



Flush pressure sensor

PM-2,5-REA01-E-ZVG/US



- 1 groove with sealing ring (DIN EN ISO 1179-2)
- 2 G1 sealing cone external thread



Product characteristics

Number of inputs and outputs	Number of digital outputs: 1; Number of analogue outputs: 1			
Measuring range	-0.125...2.5 bar	-125...2500 mbar	-1.82...36.26 psi	-12.5...250 kPa
Process connection	threaded connection G 1 external thread sealing cone - 27 mm			

Application

Special feature	Gold-plated contacts		
Measuring element	ceramic-capacitive pressure measuring cell		
Temperature monitoring	no		
Application	flush mountable for the food and beverage industry		
Media	viscous media and liquids with suspended particles; liquids and gases		
Medium temperature [°C]	-25...150		
Min. burst pressure	50000 mbar	725 psi	5000 kPa
Pressure rating	20000 mbar	290 psi	2000 kPa
Vacuum resistance [mbar]	-1000		
Type of pressure	relative pressure		
No dead space	yes		
MAWP for applications according to CRN [bar]	20		

PM1606



Flush pressure sensor

PM-2,5-REA01-E-ZVG/US

Electrical data					
Operating voltage	[V]	18...30 DC			
Min. insulation resistance	[MΩ]	100; (500 V DC)			
Protection class		III			
Reverse polarity protection		yes			
Integrated watchdog		yes			
2-wire					
Current consumption	[mA]	3.5...21.5			
Power-on delay time	[s]	1			
3-wire					
Current consumption	[mA]	< 45			
Power-on delay time	[s]	0.5			
Inputs / outputs					
Number of inputs and outputs		Number of digital outputs: 1; Number of analogue outputs: 1			
Outputs					
Total number of outputs		2			
Output signal		analogue signal; IO-Link; (configurable)			
Number of digital outputs		1; (IO-Link)			
Number of analogue outputs		1			
Analogue current output	[mA]	4...20; (scalable)			
Max. load	[Ω]	700; (U _b = 24 V; (U _b - 9 V) / 21.5 mA)			
Short-circuit proof		yes			
Overload protection		yes			
Measuring/setting range					
Measuring range		-0.125...2.5 bar	-125...2500 mbar	-1.82...36.26 psi	-12.5...250 kPa
Analogue start point		-125...2000 mbar		-1.82...29 psi	-12.5...200 kPa
Analogue end point		-375...2500 mbar		5.44...36.25 psi	37.5...250 kPa
In steps of		1 mbar		0.02 psi	0.1 kPa
Factory setting		ASP = 0.0 bar		AEP = 2500 mbar	
Accuracy / deviations					
Repeatability	[% of the span]	< ± 0,1; (with temperature fluctuations < 10 K; Turn down 1:1)			
Characteristics deviation	[% of the span]	< ± 0,2; (linearity incl. hysteresis and repeatability, limit value setting to DIN EN IEC 62828-1)			
Linearity deviation	[% of the span]	< ± 0,15; (Turn down 1:1)			
Hysteresis deviation	[% of the span]	< ± 0,15; (Turn down 1:1)			
Long-term stability	[% of the span]	< ± 0,1; (Turn down 1:1; per year)			
Total deviation over temperature range		Temperature range	total deviation		
		-25...15 °C	Characteristics deviation ± 0,05 % of the span / 10 K		
		15...80 °C	Characteristics deviation		
		80...150 °C	Characteristics deviation ± 0,1 % of the span / 10 K		

PM1606



Flush pressure sensor

PM-2,5-REA01-E-ZVG/US

Notes on the accuracy / deviation

for further details see section Diagrams and graphs

Response times

Damping for the analogue output dAA [s]	0...4
---	-------

2-wire

Step response time analogue output [ms]	30
---	----

3-wire

Step response time analogue output [ms]	7
---	---

Interfaces

Communication interface	IO-Link
-------------------------	---------

Transmission type	COM2 (38,4 kBaud)
-------------------	-------------------

IO-Link revision	1.1
------------------	-----

SDCI standard	IEC 61131-9
---------------	-------------

Profiles	Smart Sensor - SSP 3.1	Measuring Sensor
	Common - I&D	Identification and Diagnosis

SIO mode	no
----------	----

Required master port type	A
---------------------------	---

Process data analogue	3
-----------------------	---

Min. process cycle time [ms]	3.2
------------------------------	-----

IO-Link resolution pressure [mbar]	0.5
------------------------------------	-----

IO-Link process data (cyclical)	function	bit length
	pressure	16
	device status	4

IO-Link functions (acyclical)	application specific tag; internal temperature
-------------------------------	--

Supported DeviceIDs	Type of operation	DeviceID
	default	665

Operating conditions

Ambient temperature [°C]	-25...80
--------------------------	----------

Storage temperature [°C]	-40...100
--------------------------	-----------

Protection	IP 67; IP 68; IP 69K
------------	----------------------

Tests / approvals

EMC	DIN EN 61000-6-2	
	DIN EN 61000-6-3	

Shock resistance	DIN EN 60068-2-27	50 g (11 ms)
------------------	-------------------	--------------

Vibration resistance	DIN EN 60068-2-6	20 g (10...2000 Hz)
----------------------	------------------	---------------------

MTTF [years]	323
--------------	-----

Note on approval	factory certificate available as download at www.factory-certificate.ifm
------------------	---

UL approval	UL approval no.	J022
-------------	-----------------	------

Mechanical data

Weight [g]	342.3
------------	-------

Housing	cylindrical
---------	-------------

Dimensions [mm]	Ø 30.2 / L = 122
-----------------	------------------

Materials	stainless steel (316L/1.4404); PBT
-----------	------------------------------------

PM1606



Flush pressure sensor

PM-2,5-REA01-E-ZVG/US

Materials (wetted parts)	ceramics (99.9 % Al ₂ O ₃); stainless steel (316L/1.4435) surface characteristics: Ra < 0,4 µm / Rz = 4 µm; PTFE
Min. pressure cycles	100 million
Tightening torque [Nm]	20
Process connection	threaded connection G 1 external thread sealing cone - 27 mm

Remarks

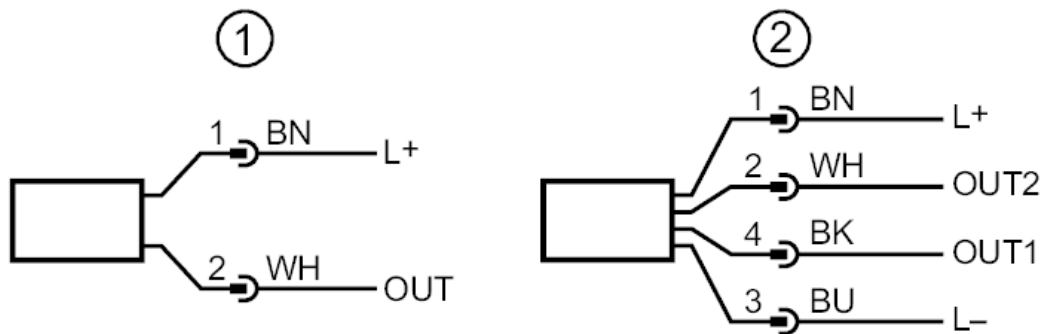
Pack quantity	1 pcs.
---------------	--------

Electrical connection

Connector: 1 x M12; coding: A; Contacts: 4, gold-plated



Connection



- 1 connection for 2-wire operation (analogue)
- 2 connection for 3-wire operation (analogue / IO-Link)
OUT1 : IO-Link
OUT2 : analogue output

PM1606

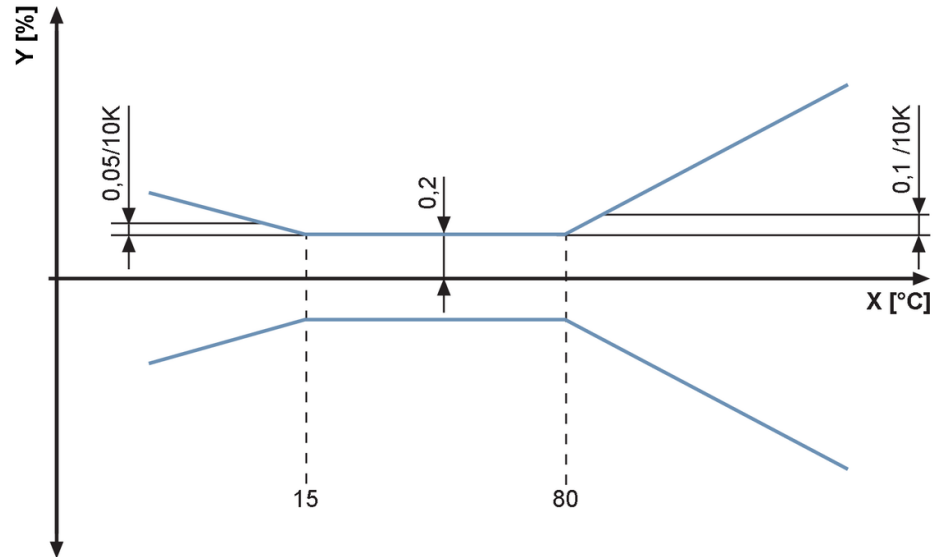


Flush pressure sensor

PM-2,5-REA01-E-ZVG/US

Diagrams and graphs

ambient temperature influence on the accuracy



X temperature
Y total deviation