



Position sensors

Full-metal sensors that always know where the target is



Inductive sensors




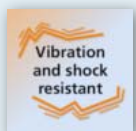
Reliable end position detection via distance measurement

High-grade stainless steel housing (316L)

Large temperature range up to 100 °C

For universal use, IP 65 to IP 69K

Adjustable thanks to IO-Link smart sensor profile



Full-metal IO-Link sensors

In harsh operating conditions, full-metal sensors cope with multiple requirements. Their large temperature range and high protection ratings allow for universal use. Due to the measuring sensor, the distance to the target can be permanently monitored. A change in the mechanical distances is immediately detected, allowing for preventive readjustment so as to reduce possible standstill times.

The smart sensor profile provides various setting options. Switch points and output functions can be configured. Stock-keeping of different sensor types is no longer necessary as any required setting can be obtained by means of the IO-Link interface.



Type	Total length [mm]	Measuring range [mm]	Ambient temperature [°C]	Protection rating	Output	Order no.
------	-------------------	----------------------	--------------------------	-------------------	--------	-----------

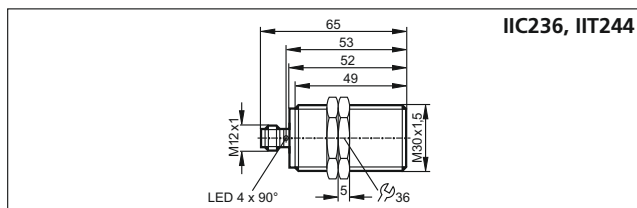
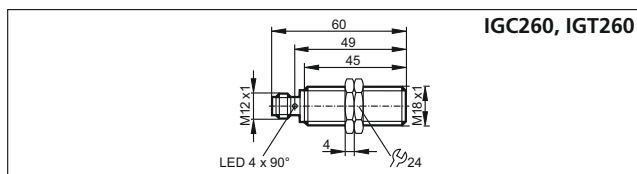
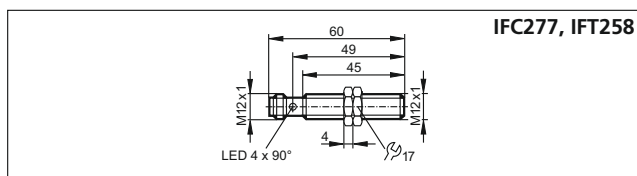
Suitable for industrial, mobile, cooling and lubricating applications with M12 connector

M12 x 1	60	0.375...3.75	-40...85	IP 65, IP 66, IP 67, IP 68, IP 69K	IO Link / programmable	IFC277
M18 x 1	60	0.75...7.5	-40...85	IP 65, IP 66, IP 67, IP 68, IP 69K	IO Link / programmable	IGC260
M30 x 1.5	65	1.3...13	-40...85	IP 65, IP 66, IP 67, IP 68, IP 69K	IO Link / programmable	IIC236

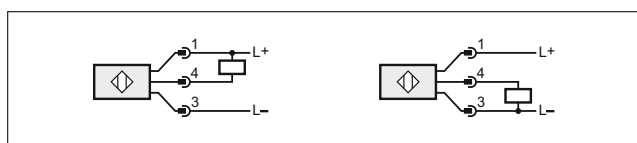
Suitable for hygienic applications with M12 connector

M12 x 1	60	0.375...3.75	0...100	IP 65, IP 66, IP 67, IP 68, IP 69K	IO Link / programmable	IFT258
M18 x 1	60	0.75...7.5	0...100	IP 65, IP 66, IP 67, IP 68, IP 69K	IO Link / programmable	IGT260
M30 x 1.5	65	1.3...13	0...100	IP 65, IP 66, IP 67, IP 68, IP 69K	IO Link / programmable	IIT244

Dimensions



Wiring diagram



Connection technology

Type	Description	Order no.
	Socket, M12, 4 poles 2 m, black, PUR cable	EVC001
	Socket, M12, 4 poles 5 m, black, PUR cable	EVC002
	Socket, M12, 4 poles 5 m, grey, MPPE cable	EVF001
	Socket, M12, 4 poles 2 m, grey, MPPE cable	EVF064

Further technical data

Operating voltage	[V DC]	10...30
Current rating	[mA]	100
Switching output SIO mode		NO, NC, PNP, NPN and switch point programmable via IO-Link SSC 1
Protection class		III
IO-Link revision		1.1
Type of transmission		COM2 (38.4 kbaud)
Profile		Smart sensor
SIO mode		•
Required master port class		A
Min. process cycle time	[ms]	3
IO-Link mode		distance value 12 bits cyclical
Linearity error	[%]	± 2 of the final value of the measuring range
Repeatability	[%]	± 1 of the final value of the measuring range
Outputs		2 x SSC
Output function		singlepoint, twopoint and window mode
Housing material		high-grade stainless steel (316L)

Accessories

Type	Description	Order no.
	Angle bracket for M12 design, stainless steel	E10735
	Angle bracket for M18 design, stainless steel	E10736
	Angle bracket for M30 design, stainless steel	E10737

We reserve the right to make technical alterations without prior notice. · 11/2018